



## WINCH•ASSIST AMBULANCE SYSTEMS for Wheelchairs and Stretchers

*A range of safe, reliable and smooth running winch systems that are an important aid to help ensure compliance with EU manual handling regulations.*

*Unobtrusive systems that can be neatly installed behind the cab area with a wanderlead control.*

*Ambulance crews are able to load and unload wheelchairs or stretchers with minimum effort.*

*Winch•Assist systems are Motability accredited.*

*Each system has CE certification and load tested winches and straps.*

### WINCH•ASSIST FEATURES INCLUDE

- **Complete winch systems provided for all types of emergency or rescue vehicles**
- **Two speed winch option**  
*For faster 'winch out' operation*
- **Relay pack, wiring loom and motor filter**  
*For easy installation and efficient motor operation*
- **Wanderlead control and emergency stop**  
*3m wanderlead and emergency stop console that fits inside rear of vehicle*
- **Straps supplied as standard**  
*MCF fittings and webbing straps designed for Winch•Assist systems*
- **Optional automatic spring stop**  
*Fitted to webbing strap feed for additional safety*
- **Optional circuit breaker / reset button**  
*16amp circuit breaker with reset facility*
- **Choices of strap connections**  
*Including T Bars and Carabiner Hooks*
- **CE marked for EU compliance**  
*To conform with Machinery & EMC Directives with certificates of conformity issued with every system*
- **After sales service**  
*Technical advice given on winch fitting and component replacement, plus efficient overnight parts despatch and fast repairs.*

# WINCH•ASSIST

## Comparative Winch Ratings and Specifications for Ambulance Winches

Winch•Assist winches with different load ratings for emergency and rescue vehicles.

Features include a two speed option for faster 'winch out' operation and the 'Bariatric' winch can cope with heavier capacities.

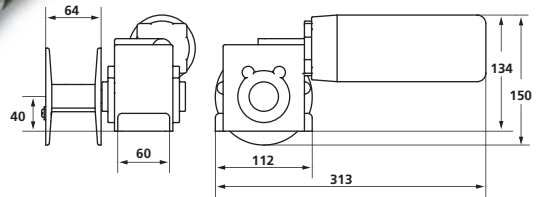
All winches are fully load tested, comply with the latest EMC Machinery Directives and carry CE certification. 24v options are also available - please call BHW Group sales.

### Winch Model 6

Part No. 15104

- Drum and gearing at 90° to motor
  - Amperage Draw: 25amps
  - Working Load Limit (Maximum pulling force in strap upper layer): 131kgf
  - Line Pull - Bare Drum (30mm diameter): 200kgf
  - Typical Rolling Load Capacities on Gradients:
 

Gradient	5°	7°	10°	12°	15°
Capacity (kg)	1500	1070	750	630	500
  - Drum Torque - Motor / Gearbox rating: 45Nm (4.6kgfm)
- Includes electric motor brake and all gears running in oil bath

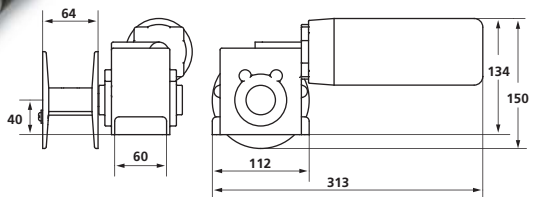


### Winch Model 6 / Two Speed

Part No. 12319

- Two speed option enabling fast deployment of strap / attachment to the stretcher (Fail Safe)
  - Drum and gearing at 90° to motor
  - Amperage Draw: 25amps
  - Working Load Limit (Maximum pulling force in strap upper layer): 131kgf
  - Line Pull - Bare Drum (30mm diameter): 200kgf
  - Typical Rolling Load Capacities on Gradients:
 

Gradient	5°	7°	10°	12°	15°
Capacity (kg)	1500	1070	750	630	500
  - Drum Torque - Motor / Gearbox rating: 45Nm (4.6kgfm)
- Includes motor brake and all gears running in oil bath



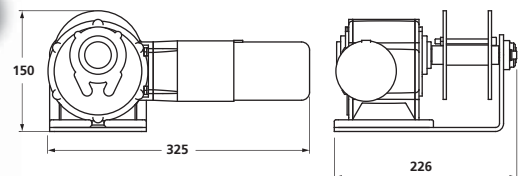
### Winch Model 7 'Bariatric'

Part No. 12162

LARGER LOAD CAPACITY

- Heavier capacity winch - up to 1230kg on 12° gradient
  - Drum and gearing at 90° to motor
  - Amperage Draw: 25amps
  - Working Load Limit (Maximum pulling force in strap upper layer): 256kgf
  - Line Pull - Bare Drum (30mm diameter): 360kgf
  - Typical Rolling Load Capacities on Gradients:
 

Gradient	5°	7°	10°	12°	15°
Capacity (kg)	2900	2100	1475	1230	1000
  - Drum Torque - Motor / Gearbox rating: 88Nm (9.0kgfm)
- Includes motor brake and all gears running in oil bath



# WINCH•ASSIST

## Components for Ambulance Installations

### Wanderlead



### Part No. 13939

Wanderlead control with 3m flexible cable and jack plug.

### Relay Pack 1



### Part No. 6199

Relay pack with plug in connectors to reduce installation time.

### Relay Pack 2



### Part No. 12175

Relay pack for 2 speed motors with plug in connectors to reduce installation time.

### Wiring Looms with Plugs



3m = Part No. 10240  
7.5m = Part No. 6207  
9.5m = Part No. 8192  
10m = Part No. 6208

Connection looms with plug in connectors to reduce installation time between Relay Pack and Control / Emergency Stop.

### 16a Circuit Breaker / Reset



### Part No. 7432

OPTIONAL EXTRA

16amp circuit breaker and reset switch, normally fitted under the dashboard.

### Extension for Wanderlead



### Part No. 7758

OPTIONAL EXTRA

Coiled extension lead with jack plug and socket to add a further 2m+ length (fully extended) to Wanderlead.

### Control & Emergency Stop



### Part No. 6190

Additional control unit.

Emergency Stop, On / Off and Reset buttons.

### Control & Emergency Stop



### Part No. 14074

Mobility Vehicle Control Unit.

Emergency Stop, On / Off and Reset buttons.

Includes jack plug socket and resting bay for Wanderlead.

### 'Winch Out' Speed Control




### Part No. 12173

For use with Model 6 Two Speed winch.

Control for higher speed on winching out web strapping, automatically resets when 'winch out' has stopped.

### Motor Filter



### Part No. 12318


Winch Models: 6 (Single and Two Speed) & 7.

### Part No. 6140

Winch Models: 1 & 2.

Motor filters for EU compliance with the EMC Directive.

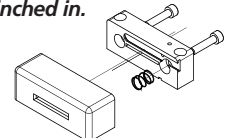
### Webbing Strap Stop



### Part No. 11033

OPTIONAL EXTRA

Spring loaded electric pressure switch, to cut off winch control when webbing strap is fully winched in.



Bushey Hall Winchmaster sales@bhwwgroup.com www.bhwwgroup.com

Southern Office: Lismirrane Industrial Park, Elstree Road, Elstree, Herts, WD6 3EE Tel: +44 (0)20 8953 6050 Fax: +44 (0)20 8207 5308

Northern Office: 6 South Orbital Trading Park, Hedon Road, Hull, East Yorkshire, HU9 1NJ Tel: +44 (0)1482 223 663 Fax: +44 (0)1482 218 285

Bushey Hall Winchmaster is a division of BHW Group Limited. Registered in England No. 1342461

REMSA



CERT. No. 1769

# WINCH•ASSIST

## Web Strapping Options

Below are examples from a range of web strap options available from BHW Group. Strap tongues and buckles are normally MCF or K12. It is important to specify fixtures correctly, especially if adding to an existing system. Adaptors are also available.

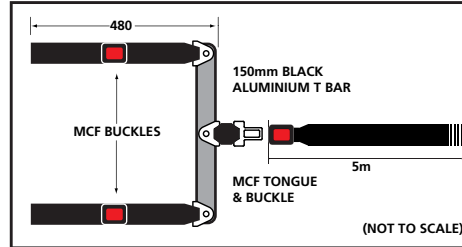
### Carabiner Hooks to MCF Tongue



**Part No. 7349**

Web strapping with carabiner hooks to an MCF tongue.

### Buckle Straps, T Bar & 5m Strap

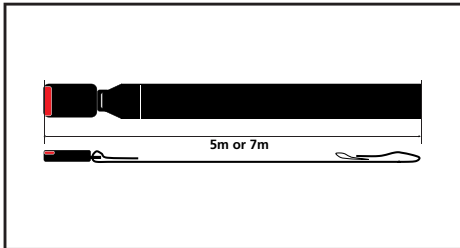


**Part No. 7302**

Web straps with loop overs to MCF buckles, fitted to a 150mm black aluminium T-Bar which has an MCF tongue.

Includes 5m webbing strap to fit to winch.

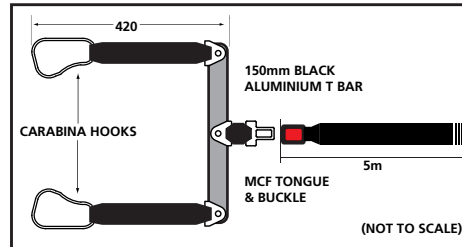
### Web Strap & K12 Buckle



**7m = No. 7308**  
**5m = No. 7315**

Web strap to wind on to winch with K12 buckle fitting.

### Carabiner Hooks, T Bar & 5m Strap



**Part No. 7320**

Web strapping with carabiner hooks, fitted to a 150mm black aluminium T-Bar which has an MCF tongue.

Includes 5m webbing strap to fit to winch.

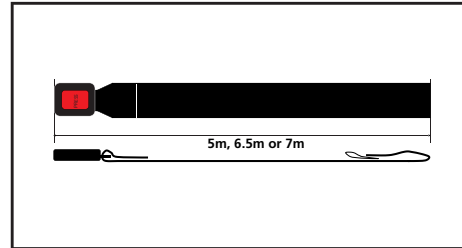
### K12 Buckle to MCF Tongue Adaptor



**Part No. 12556**

Short strap adaptor with an MCF tongue and a K12 buckle.

### Web Strap & MCF Buckle




**7m = No. 7309**  
**6.5m = No. 7348**  
**5m = No. 13411**

Web strap to wind on to winch with MCF buckle fitting.



### MCF Buckle to K12 Tongue Adaptor



**Part No. 12557**

Short strap adaptor with a K12 tongue and an MCF buckle.

### Floor Anchor to Tongue Adaptor



**MCF No. 10575**  
**K12 No. 9393**

Short strap adaptor with floor anchor to an MCF or K12 tongue.

For further options or customised strap systems, please contact BHW Group sales on +44 (0)20 8953 6050.

**Bushey Hall Winchmaster** sales@bhwwgroup.com www.bhwwgroup.com

**Southern Office:** Lismirrane Industrial Park, Elstree Road, Elstree, Herts, WD6 3EE Tel: +44 (0)20 8953 6050 Fax: +44 (0)20 8207 5308

**Northern Office:** 6 South Orbital Trading Park, Hedon Road, Hull, East Yorkshire, HU9 1NJ Tel: +44 (0)1482 223 663 Fax: +44 (0)1482 218 285

Bushey Hall Winchmaster is a division of BHW Group Limited. Registered in England No. 1342461



CERT. No. 1769