

WINCH•ASSIST CENTRALLY MOUNTED WINCHES for Wheelchair Access Vehicles

Safe, reliable and smooth running mobility systems that are an important aid to help ensure compliance with EU manual handling regulations.

Centrally mounted winches with either webbing strap or soft rope options to connect to the wheelchair.

Carers are able to load and unload wheelchairs and their occupants with minimum effort.

Systems include wanderlead control, emergency stop control box and motor filter - and optional buffer stops and reset switches or fuses.

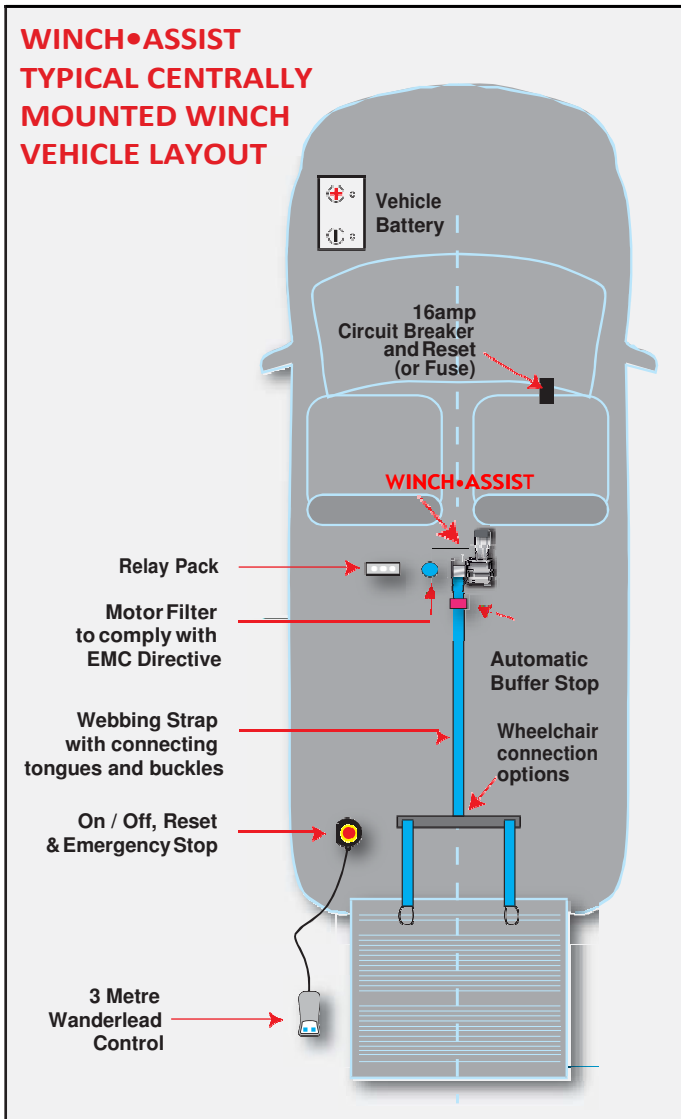
WINCH•ASSIST systems are approved by Motability and TUV and are available for left or right hand drive.



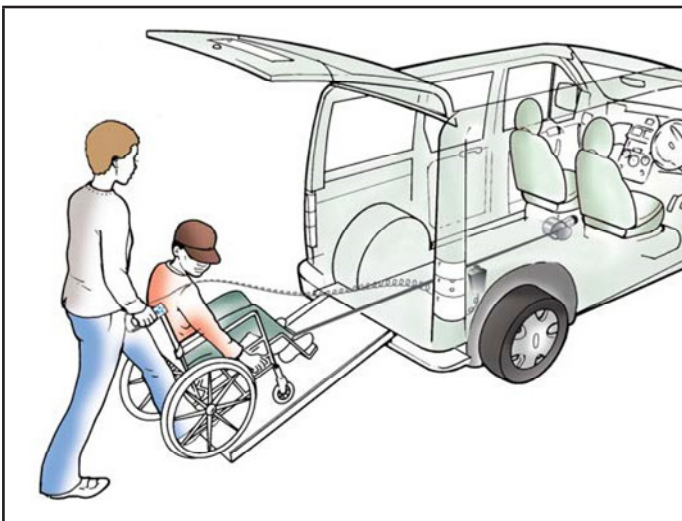
WINCH•ASSIST FEATURES INCLUDE

- **Complete winch kits provided for all types of mobility vehicles**
- **Relay pack, wiring loom and motor filter**
For easy installation and efficient motor operation
- **Wanderlead control and emergency stop**
3m wanderlead and emergency stop console that fits inside rear of vehicle
- **Soft rope or webbing strap options**
Polyester rope and webbing straps calibrated for Winch-Assist systems. Several options available
- **Optional automatic buffer stop**
Fitted to rope feed for additional safety
- **Optional circuit breaker / reset button**
16amp circuit breaker with reset facility
- **Optional choices of accessories**
Including additional safety features, T Bars and Carabiner Hooks
- **UK CE marked for UK and EU compliance**
To conform with Machinery & EMC Directives with certificates of conformity issued with every system
- **Motability and TUV approved**
- **After sales service**
Technical advice given on winch fitting and component replacement, plus efficient overnight parts despatch and fast repairs.

WINCH•ASSIST TYPICAL CENTRALLY MOUNTED WINCH VEHICLE LAYOUT



WINCH•ASSIST systems are easily fitted to several popular makes of mobility compatible vehicles.




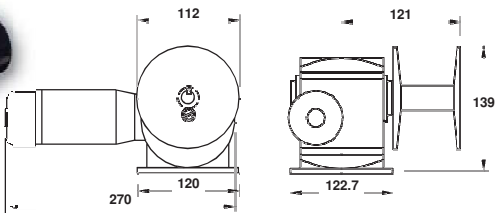
WINCH•ASSIST

Comparative winch ratings and specifications for mobility vehicle use.

Mobility winches with different load ratings for either soft rope or webbing strap use.

<p>Winch Model 1</p> <ul style="list-style-type: none"> • Amperage Draw: 25amps • Working Load Limit(Maximum pulling force in strap upper layer): 104kgf • Line Pull - Bare Drum (30mm diameter): 200kgf • Typical Rolling Load Capacities on Gradients: <table border="0"> <tr> <td>Gradient</td> <td>5°</td> <td>7°</td> <td>10°</td> <td>12°</td> <td>15°</td> </tr> <tr> <td>Capacity (kg)</td> <td>1190</td> <td>850</td> <td>600</td> <td>500</td> <td>400</td> </tr> </table> <ul style="list-style-type: none"> • Drum Torque - Motor / Gearbox rating: 36Nm (3.67kgfm) <p>Includes electric motor brake and all gears running in oil bath</p>	Gradient	5°	7°	10°	12°	15°	Capacity (kg)	1190	850	600	500	400	<p>Part No.15100</p> 	
Gradient	5°	7°	10°	12°	15°									
Capacity (kg)	1190	850	600	500	400									

<p>Winch Model 2</p> <ul style="list-style-type: none"> • Drum and gearing in line with motor • Amperage Draw: 25amps • Working Load Limit(Maximum pulling force in strap upper layer): 104kgf • Line Pull - Bare Drum (30mm diameter): 200kgf • Typical Rolling Load Capacities on Gradients: <table border="0"> <tr> <td>Gradient</td> <td>5°</td> <td>7°</td> <td>10°</td> <td>12°</td> <td>15°</td> </tr> <tr> <td>Capacity (kg)</td> <td>1190</td> <td>850</td> <td>600</td> <td>500</td> <td>400</td> </tr> </table> <ul style="list-style-type: none"> • Drum Torque - Motor / Gearbox rating: 36Nm (3.67kgfm) <p>Includes motor brake and all gears running in oil bath</p>	Gradient	5°	7°	10°	12°	15°	Capacity (kg)	1190	850	600	500	400	<p>Part No.15101</p> 	
Gradient	5°	7°	10°	12°	15°									
Capacity (kg)	1190	850	600	500	400									

<p>Winch Model 4</p> <ul style="list-style-type: none"> • Drum and gearing at 90° to motor • Amperage Draw: 25amps • Working Load Limit(Maximum pulling force in strap upper layer): 104kgf • Line Pull - Bare Drum (30mm diameter): 200kgf • Typical Rolling Load Capacities on Gradients: <table border="0"> <tr> <td>Gradient</td> <td>5°</td> <td>7°</td> <td>10°</td> <td>12°</td> <td>15°</td> </tr> <tr> <td>Capacity (kg)</td> <td>1190</td> <td>850</td> <td>600</td> <td>500</td> <td>400</td> </tr> </table> <ul style="list-style-type: none"> • Drum Torque - Motor / Gearbox rating: 36Nm (3.67kgfm) <p>All gears running in oil bath. (Model 4 is shorter than Model 1)</p>	Gradient	5°	7°	10°	12°	15°	Capacity (kg)	1190	850	600	500	400	<p>Part No.15102</p> 	
Gradient	5°	7°	10°	12°	15°									
Capacity (kg)	1190	850	600	500	400									

<p>Winch Model 6</p> <ul style="list-style-type: none"> • Drum and gearing at 90° to motor • Amperage Draw: 25amps • Working Load Limit(Maximum pulling force in strap upper layer): 131kgf • Line Pull - Bare Drum (30mm diameter): 200kgf • Typical Rolling Load Capacities on Gradients: <table border="0"> <tr> <td>Gradient</td> <td>5°</td> <td>7°</td> <td>10°</td> <td>12°</td> <td>15°</td> </tr> <tr> <td>Capacity (kg)</td> <td>1500</td> <td>1070</td> <td>750</td> <td>630</td> <td>500</td> </tr> </table> <ul style="list-style-type: none"> • Drum Torque - Motor / Gearbox rating: 45Nm (4.6kgfm) <p>Includes electric motor brake and all gears running in oil bath</p>	Gradient	5°	7°	10°	12°	15°	Capacity (kg)	1500	1070	750	630	500	<p>Part No.15104</p> 	
Gradient	5°	7°	10°	12°	15°									
Capacity (kg)	1500	1070	750	630	500									

Bushey Hall Winchmaster sales@bhwwgroup.com www.bhwwgroup.com

Southern Office: Lismirrane Industrial Park, Elstree Road, Elstree, Herts, WD6 3EE Tel: +44 (0)20 8953 6050

Northern Office: 6 South Orbital Trading Park, Hedon Road, Hull, East Yorkshire, HU9 1NJ Tel: +44 (0)1482 223 663

Bushey Hall Winchmaster is a division of BHW Group Limited. Registered in England No. 1342461 VAT No. 301 7915 80



WINCH•ASSIST

Components for Mobility Vehicle Kits

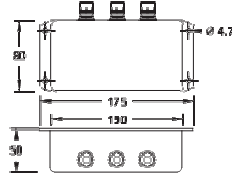
A standard BHW WINCH•ASSIST kit will typically use the components shown below.

Relay Pack



Part No. 6198

12v relay box with thermal cut outswitch.



Relay with Data Cable Link Part No. 14007



12v relay box pre-wired and CAT 5 link control socket for quick connection. (Part No. 14790 and 14205). Includes thermal cut out switch.

Control & Emergency Stop



Part No. 14074

Part No. 14790 Data Link
Mobility Vehicle Control Unit.

Emergency Stop, On / Off and Reset buttons.

Includes jack plug socket and resting bay for wanderlead.

Control & Emergency Stop with Data Cable link



Part No. 14205

Mobility Vehicle Control Unit. Emergency Stop, On / Off and Reset buttons.

Includes locking jack plug socket and Cat 5 cable link for wiring to relay box (Part No. 14007).

Wanderlead



Part No. 13939

Wanderlead control with 3m flexible cable and jack plug. Universal, works with all models within the BHW Winch-Assist range.

Rope & Webbing Straps



Part No. 7356

5m polyester rope and webbing strap with MCF buckles to fit straps to wheelchair.

This is supplied as standard, other options for web straps are shown on the Web Strapping page.

16a Circuit Breaker / Reset




OPTIONAL EXTRA

Part No. 7432

16amp circuit breaker and reset switch, normally fitted under the dashboard.

Fuse & Fuse Holder




Fuse = Part No. 2408
Holder = Part No. 2412

OPTIONAL EXTRA

30 amp fuse and fuse holder to protect the BHW Winch-Assist system.

Motor Filter



Part No. 6140

Winch Models: 1, 2 & 4.

Part No. 12318

Winch Model: 6.

Motor filters for EU compliance with the EMC Directive.

Automatic Buffer Stop




This item is not included.

Part No. 6195

OPTIONAL EXTRA

Foam rubber buffer creates pressure sensitive switch with rope feed block, to cut off winch power when soft rope is fully winched in.

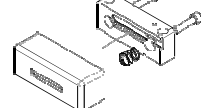
Webbing Strap Stop



Part No. 11033

OPTIONAL EXTRA

Spring loaded electric pressure switch, to cut off winch control when webbing strap is fully winched in.



For webbing straps and connection options, please see following page.

Winch-Assist systems must be fitted with either a suitable circuit breaker or fuse.

Bushey Hall Winchmaster sales@bhwwgroup.com www.bhwwgroup.com

Southern Office: Lismirrane Industrial Park, Elstree Road, Elstree, Herts, WD6 3EE Tel: +44 (0)20 8953 6050

Northern Office: 6 South Orbital Trading Park, Hedon Road, Hull, East Yorkshire, HU9 1NJ Tel: +44 (0)1482 223 663

Bushey Hall Winchmaster is a division of BHW Group Limited. Registered in England No. 1342461 VAT No. 301 7915 80



WINCH·ASSIST

Web Strapping Options

Below are examples from a range of web strap options available from BHW. Strap tongues and buckles are normally MCF or K12. It is important to specify fixtures correctly, especially if adding to an existing system. Tongue and buckle adaptors are also available.

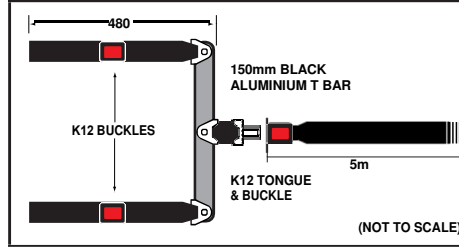
Rope & Webbing Straps



Part No. 7356

5m polyester rope and webbing strap with MCF buckles to fit straps to wheelchair.

Buckle Straps, T Bar & 5m Strap



Part No. 7302

Web straps with loop overs to K12 buckles, fitted to a 150mm black aluminium T-Bar which has a K12 tongue.

Includes 5m webbing strap to fit to winch.

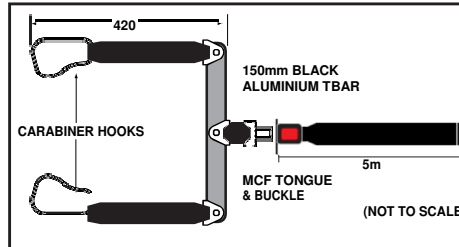
Carabiner Hooks to MCF Tongue



Part No. 7349

Web strapping with carabiner hooks to an MCF tongue.

Carabiner Hooks, T Bar & 5m Strap

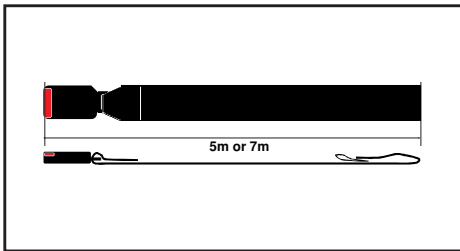


Part No. 7320

Web strapping with carabiner hooks, fitted to a 150mm black aluminium T-Bar which has an MCF tongue.

Includes 5m webbing strap to fit to winch.

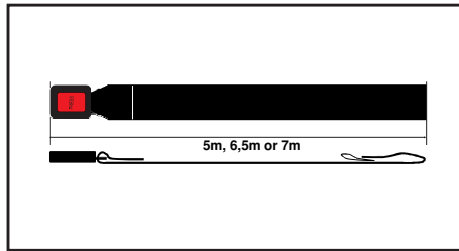
Web Strap & K12 Buckle



7m = No. 7308
5m = No. 7315

Web strap to wind on to winch with K12 buckle fitting.

Web Strap & M7 Buckle



7m = No. 7309
6.5m = No. 7348
5m = No. 13411

Web strap to wind on to winch with MCF buckle fitting.



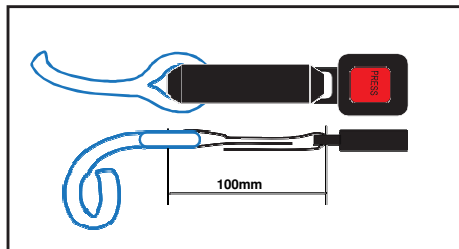
K12 Buckle to MCF Tongue Adaptor



Part No. 12556

Short strap adaptor with an MCF tongue and a K12 buckle.

5m Soft Rope to MCF Buckle



Part No. 7380

5 metre polyester rope attached to MCF buckle.

MCF Buckle to K12 Tongue Adaptor



Part No. 12557

Short strap adaptor with a K12 tongue and an MCF buckle.

Floor Anchor to Tongue Adaptor



MCF No. 10575
K12 No. 9393

Short strap adaptor with floor anchor to an MCF or K12 tongue.

Bushey Hall Winchmaster sales@bhwwgroup.com www.bhwwgroup.com

Southern Office: Lismirrane Industrial Park, Elstree Road, Elstree, Herts, WD6 3EE Tel: +44 (0)20 8953 6050

Northern Office: 6 South Orbital Trading Park, Hedon Road, Hull, East Yorkshire, HU9 1NJ Tel: +44 (0)1482 223 663

Bushey Hall Winchmaster is a division of BHW Group Limited. Registered in England No. 1342461 VAT No. 301 7915 80

