



*Heavy Duty 24V Electric Winch, 3.7m wanderlead, roller guides, tension roller, load limiter and 12mm diameter x 30m high tensile galvanised Python Compac wire rope with grade 80 safety latch hook.*

**Options:** Mounting plate, radio control (see below), circuit Isolator switch, heavy duty extension kit for wanderlead, air-shift freespool clutch, emergency stop.

**Radio control option:** *This winch is pre-wired to accept either "LODAR" or "FM Connect" wireless controls that can be simply plugged directly into the electrical pack. This provides significant time saving to install a radio control facility in the system.*

- *Electric isolator switch*
- *Auxiliary industrial extension plug and socket kit for wanderlead connection*
- *Fuse and fuse holder*
- *Snatch block*
- *Radio Control Unit*  
*("LODAR" or "FM Connect" with T-MAX 8-pin plug)*
- *Full or partial fitting can be provided, including load testing and certification*

**Extra Heavy Duty  
24V DC Electric Winch  
6340kg (62kN) Line Pull  
Long Drum – Large Capacity**

## ***Plant Moving and Commercial Recovery Vehicles***

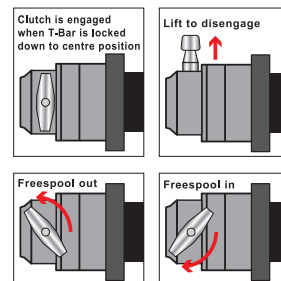
***Long drum planetary winch specifically developed for professional use.***

***The large electric motor ensures good service life.***

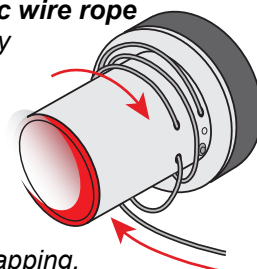
**Compliant with BS EN14492-1 Power Driven Winches.**


## FEATURES INCLUDE

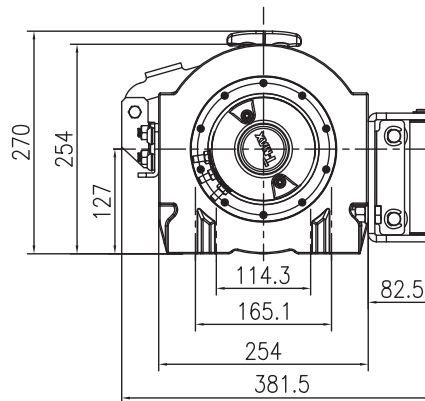
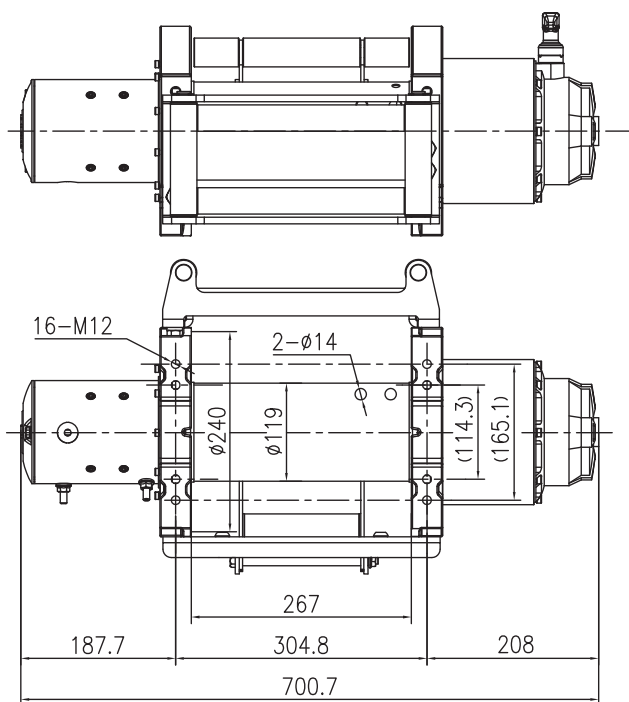
- **Fully BS EN14492-1 compliant**
- **Electronic load limiter**  
Supplied as standard
- **4 Stage Heavy Duty Machined Planetary Gearing**  
Providing high mechanical efficiency
- **Powerful series wound, 24V high torque motor**  
freespool clutch lever Easy to use T-Bar handle. Can also be adapted for freespool air-shift clutch, providing pneumatic control of the freespool from the side of the vehicle.



- **Power in / power out**  
*Fine control ensures load will not overrun*
- **Automatic fail-safe brake**
- **4-way roller guides**
- **Clutch is engaged when T-Bar is locked down to centre position**
- **12mm diameter Python Compac wire rope**  
*Spin resistant with grade 80 safety hook. 30m length.*



- **Secure wire rope anchorage**  
*Simple thread and wrap system for safe installation of wire rope.*
  - **Tension roller**  
*Spring loaded to aid wire rope wrapping.*
  - **After sales service**  
*Technical advice given on winch fitting and component replacement, plus efficient overnight parts dispatch and fast repairs.*
- 



## KEY DIMENSIONS

Drum length: 267mm  
 Drum diameter: 119mm  
 Flange diameter: 240mm  
 Fixing centres: 304.8mm on length  
 254mm on depth

## PERFORMANCE

RATED LINE PULL		LAYER		
		1	2	3
Maximum Rated Line Pull by Layer*	kgf kN	6340 62	5300 52	4390 43
Cable Drum Capacity Cumulative by Layer (12mm Ø wire rope) 2160N	m	8	11	30

\*By incorporating a snatch block in the line it is possible to double these capacities.

PERFORMANCE FIRST LAYER OF CABLE		
LINE PULL kgf	LINE SPEED (approx.) m/min	AMP DRAW (approx.) 24V Battery
0	8.2	40
1000	4.7	72
2000	4	98
3000	3.2	122
4000	2.8	146
5000	2.5	170
6340	1.5	210

All figures are based on battery maintaining normal voltage.

## SPECIFICATIONS

**Rated Line Pull:** 6340kg (62kN).

**Motor:** Powerful 24V, 7hp series wound motor. Ensures constant high power and torque. Roller bearings provide higher efficiency. Casing sealed against water ingress with IP65 rating.

**Gear Ratio:** 329:1. 4 stage planetary machined gears to transfer high power and torque to the winch drum.

**Brake:** Heavy duty automatic in-the-drum brake.

**Drum Size:** 119mm diameter x 264mm length. Flange diameter 240mm.

**Wire Rope:** 12mm dia. x 30m, Python Compac (35 x 7) Galv., RHLL 2160N tensile compacted, spin resistant wire rope with thimble eye one end, other end fused and tapered. MBL 138.27kN (14.10T). Working Load Limit 6.34 tonnes @ 2:1 FOS. Rope to drum ratio 11:1.

**Freespool Clutch:** Spring loaded sliding ring gear engaged and disengaged by rotating lever on gear housing. These winches can be easily adapted to air-shift control of the freespool from the side of the vehicle.

**Load Limiting Device:** Electronic limiting device to provide 2:1 Working Load Limit (WLL), for compliance with BS EN14492-1.

**Wire Rope Tensioner:** Spring loaded roller tensioner to assist wrapping.

**Solenoids:** Integrated Solenoid Module (ISM) manufactured for military and industrial use. Pre-wired to accept optional wireless control saving significant installation time.

**Wanderlead Control:** 3.7m control lead supplied as standard. Other wanderleads / extensions and emergency stop button options available on request.

**Roller Guides:** 4-way supplied as standard.

**Mounting Plate:** Optional. Ensures securing holes are all in alignment and not oversized.

**Complete Kit Weight:** 91kg.

## WARRANTY

Each new winch is guaranteed against defects in workmanship and material defects for a period of twelve months from date of purchase. Wire ropes are not included under warranty. Not be used for the movement of personnel. Five wraps of wire rope must be maintained on the drum at all times. Data shown is approximate and intended as a guide only. Data shown is approximate and intended as a guide only.

**Bushey Hall Winchmaster** sales@bhwgroup.com www.bhwgroup.com

**Southern Office:** Lismirrane Industrial Park, Elstree Road, Elstree, Herts, WD6 3EE Tel: +44 (0)20 8953 6050

**Northern Office:** 6 South Orbital Trading Park, Hedon Road, Hull, East Yorkshire, HU9 1NJ Tel: +44 (0)1482 223 663

Bushey Hall Winchmaster is a division of BHW Group Limited. Registered in England No. 1342461 VAT No. 301 7915 80

